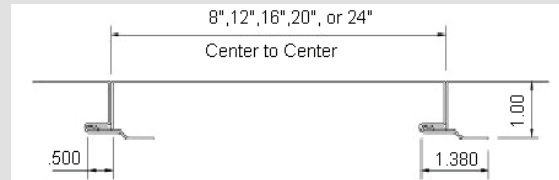



RMS- Soffit Wall (SW)



RMS-SW85




Gauge:

- .032,.040 Aluminum
- 24 ga. Metallic coated Steel
- 16 oz. Copper
- 24 ga. Zinc

Specs:

- **Panel Width:**
RMS-SW85 - 12\" or 16\"
- **Panel Length:** Cut to customer specifications with a min. of 4'; roll-forming available for longer lengths
- **Seam Height:** Flush Panel
- **Finish:** KYNAR 500® or HYLAR 5000® PVDF
- **Anodized:** Clear, Dark Bronze
- **Colors:** Choice of 29 standard colors
- Available with custom venting
- Inquire for availability



CALL TODAY FOR PRICING!

1-888-331-2233

